

Please first watch the video here

<https://www.youtube.com/watch?v=XyMQ-cgJrJo>

For more teaching material, please go to

[www.planetzozo.com](http://www.planetzozo.com) – downloads



### Synopsis by Planet ZOZO

T  
H  
E



G  
I  
F  
T

- 1 A little girl is in her room making figures out of clay.
- 2 She **seems** to enjoy what she is doing.
- 3 She is making three figures:
- 4 One clay mommy, one clay daddy, and one clay child.



- 5 She uses her family picture in a **frame** to make the figures
- 6 look like her family, her mommy, her daddy, and herself.
- 7 Her father wears glasses.
- 8 She then picks up her favorite **stuffed animal**, Teddy P,
- 9 to show him her **craft**.





- 10 Her craft is actually a gift she is preparing to give to her parents.  
11 She puts the gift inside a box.  
12 She writes a beautiful card in the shape of a heart.  
13 The card says: Dad Mom.



- 14 She glues the card on top of the box,  
15 puts Teddy P on top of it and goes out to give it to her parents.  
16 She is very **joyful** about it.  
17 Her room is on the second floor.  
18 She takes a few steps but her smile turns into a sad face  
19 when she hears her parents **arguing downstairs** in the kitchen.





9



10

- 20 She looks at them from upstairs.
- 21 She doesn't like to see her parents fighting.
- 22 She is **heartbroken** and wants to cry.
- 23 She is holding the box with her both hands.
- 24 She says to herself she must give the gift to her parents.
- 25 Teddy P falls off the box down on the floor.
- 26 **Suddenly**, light shines. It comes from the stairs.



11



12

- 27 A wonderful magic land appears.



13



14



28 She is a bit afraid and turns around to go back to her room  
29 but Teddy P is standing in the way. Suddenly, Teddy P is alive.  
30 She bumps into him and the box goes flying up into the air.  
31 Luckily, Teddy P catches the box before it falls to the floor.  
32 He saves it. He protects it.



33 He gives it back to her with a smile and the girl is very happy again.  
34 Then he goes ahead to show her the way down to the kitchen.  
35 She looks out at a beautiful and magical view. It is a fantasy land.



36 Teddy P fetches a big box and puts the girl in it.  
37 She is still holding on to her gift.



- 38 Then, he pushes her down the **grassy slope**.  
39 They **slide** down very fast.  
40 Then they fly up into the air and land in a sea of **jigsaw puzzles**.



- 41 She cannot move forward because it is too deep  
42 but Teddy P helps her up on the hill.  
43 Teddy P himself is now tied up to a **ball of yarn**.



- 44 The ball **rolls** down the slope and the girl  
45 and Teddy P run quickly away from it.



- 46 But the ball is coming so fast and is going to **roll over** them.  
47 She **falls over** and **drops** the box.




- 48 The box is falling down the cliff over the edge  
49 but Teddy P catches it in the air before it falls down.



- 50 The ball of yarn falls down the cliff and pulls down Teddy P with it.  
51 Teddy P is holding onto the box.  
52 The girl is watching everything in horror.



- 53 She **decides** to jump down from the cliff.  
54 She **bounces** on three clouds and then grabs a rope  
55 that is hanging down. She swings.  
56 The ball of yarn is still **chasing** Teddy P with the box in his hands.





- 57 She swings close to him in front of the ball of yarn.  
58 She **reaches out** with one hand to grab the box from Teddy P.  
59 Teddy P gives it to her.




- 60 She is still swinging but now loses both the rope and the box.  
61 The box goes **flying up into the air**.  
62 She falls down but Teddy P catches her.



- 63 The box also falls down on **her** lap.
- 64 The ball of yarn keeps rolling closer and closer
- 65 and they run faster and faster.
- 66 Trees fall and the ground shakes.
- 67 Teddy P falls over and throws the girl onto a **raft** on a sea of balls.
- 68 Teddy P is trying to **catch up**.



- 69 A big wave lifts up the raft.
- 70 There are a lot of **shooting stars** in the sky.
- 71 She is holding the box very **tight**. She closes her eyes.
- 72 The raft enters a bright **tunnel**.
- 73 Suddenly, she is in the kitchen.
- 74 She slides forward on the kitchen matt
- 75 with color balls rolling along.





- 76 And then, the ball of yarn comes rolling and bouncing, too.  
77 She is still holding onto the box but it is now **crumpled**.  
78 She opens her eyes and looks up.  
79 Her parents are standing right there looking down at her.



- 80 Behind her, everything is a **mess**. What happened?  
81 Her parents are **shocked** to see it.



- 82 She stands up and holds out the box with a smile.  
83 She takes a look at the box and sees that the box is crumpled.  
84 She is so sad.



- 85 Her father takes the box from her and looks at it.  
86 Her mother too.  
87 They are **curious** what is inside the box.  
88 They smile with great joy when they see what is inside.



- 89 The little girl **sobs**.  
90 Her parents sit down next to her.



- 91 Her father shows her the craft.  
92 The figures have changed shape.  
93 Now, the clay parents are kissing each other  
94 and the clay girl is smiling.  
95 The little girl lights up with a smile.



- 96 Both parents give her a big hug.
- 97 She is very pleased.



## Alphabet



## Illustrated Phonics



[contact@planetzoo.com](mailto:contact@planetzoo.com)

This material may only be used for educational purpose as presentation or online learning. It may not be altered, reproduced by printing and distributed, and it may not be used commercially.

# VOCABULARY PRACTICE WRITING

Gift

---

Glue

---

Figure

---

Joyful

---

Clay

---

Argue

---

Seem

---

Downstairs

---

Frame

---

Kitchen

---

Wear

---

Fight

---

Glasses

---

Heartbroken

---

Favorite

---

Fall

---

Stuffed

---

Suddenly

---

Craft

---

Shine

---

Prepare

---

Wonderful

---

Parents

---

Appear

---

Bump

---

Puzzle

---

Luckily

---

Forward

---

Catch

---

Yarn

---

Save

---

Cliff

---

Protect

---

Edge

---

Magical

---

Decide

---

Fantasy

---

Bounce

---

Fetch

---

Rope

---

Grassy

---

Hang

---

slope

---

Swing

---

Slide

---

Chase

---

Jigsaw

---

Reach out

---

Lap

---

Ground

---

Shake

---

Roll

---

Raft

---

Catch up

---

Wave

---

Lift up

---

Shooting

---

Star

---

Tight

---

Bright

---

Tunnel

---

Crumpled

---

Mess

---

Shocked

---

Curious

---

Sob

---

Light up

---

Hug

---

Pleased

---



# LISTENING EXERCISE

Listen to your teacher and put the right number in the boxes

Column

A	
Cliff	
Protect	
Raft	
Decide	
Tight	
Suddenly	
Figure	
Forward	
Jigsaw	
Bright	
Catch	
Grassy	
slope	
Catch up	
Sob	
Chase	

Column

B	
Bounce	
Frame	
Rope	
Parents	
Ground	
Puzzle	
Tunnel	
Seem	
Gift	
Edge	
Lift up	
Joyful	
Star	
Swing	
Wave	
Crumpled	

Column

C	
Stuffed	
Fight	
Slide	
Hug	
Downstairs	
Luckily	
Appear	
Shake	
Heartbroken	
Clay	
Bump	
Shooting	
Fetch	
Glue	
Pleased	
Fantasy	
Prepare	
Curious	

Column


D	
Reach out	
Argue	
Roll	
Magical	
Craft	
Lap	
Wear	
Save	
Yarn	
Hang	
Shine	
Fall	
Favorite	
Wonderful	
Light up	
Kitchen	
Glasses	
Shocked	





One piece of the puzzle is missing in this jigsaw puzzle.

What object is on it?



Can you complete the picture?

# Match



Gift
Frame
Wear
Craft
Prepare
Joyful
Heartbroken
Wonderful
Protect
Fantasy
Fetch
Grassy
Chase
Roll
Raft
Pleased

- 1
- 2
- 3
- 4
- 5
- 6
- 7
- 8
- 9
- 10
- 11
- 12
- 13
- 14
- 15
- 16

A Art
B Fantastic
C Sad
D Covered with grass
E Keep safe
F Imagination
G Follow
H Present
i Very happy
J Happy
K Put on clothes
L Go round and round
M Get ready
N Around a photo
O Bring
P A flat boat

1		5		9		13	
2		6		10		14	
3		7		11		15	
4		8		12		16	

# Find the right verb



1	<b>Falling off the bike</b>	4	<b>Falling</b>	7	<b>Slipping</b>
2	<b>Sliding</b>	5	<b>Falling over</b>	8	<b>Bouncing</b>
3	<b>Rolling down</b>	6	<b>Falling off the ladder</b>	9	<b>Falling down the stairs</b>

## Past tense

1	<b>Fell off the bike</b>	4	<b>Fell</b>	7	<b>Slipped</b>
2	<b>Slid</b>	5	<b>Fell over</b>	8	<b>Bounced</b>
3	<b>Rolled down</b>	6	<b>Fell off the ladder</b>	9	<b>Fell down the stairs</b>

# What words are missing?

## Do you remember?

- 1 He pushes her down the \_\_\_\_\_ slope.
- 2 She \_\_\_\_\_ to enjoy what she is doing.
- 3 She is holding the box with her \_\_\_\_\_ hands.
- 4 Trees fall and the ground \_\_\_\_\_.
- 5 \_\_\_\_\_, Teddy P catches the box.
- 6 The little girl \_\_\_\_\_ up with a smile.
- 7 Her room is on the \_\_\_\_\_ floor.
- 8 \_\_\_\_\_, she is in the kitchen.
- 9 The box goes \_\_\_\_\_ up into the air.
- 10 She \_\_\_\_\_ on three clouds.
- 11 They are \_\_\_\_\_ what is inside the box.
- 12 Her father \_\_\_\_\_ glasses.
- 13 Her parents are \_\_\_\_\_ to see it.
- 14 She \_\_\_\_\_ the gift inside a box.

# Find the picture that matches the sentence.

## Write the picture number in the box

	The girl is watching everything in horror.
	Teddy P catches the box before it falls to the floor.
	Teddy P himself is now tied up to a ball of yarn.
	She looks at them from upstairs.
	They slide down very fast.
	She falls down but Teddy P catches her.
	She puts the gift inside a box.
	Her parents are standing right there looking down at her.
	She reaches out with one hand to grab the box from Teddy P.
	She looks out at a beautiful and magical view.
	Her parents are shocked to see it.
	Suddenly, light shines. It comes from the stairs.

# Listening Exercise - Pages 15 and 16

## Instructions:

The teacher puts in numbers (1 to max, depending on number of rows in each column; A, B, C, D) randomly first and then reads out the words from 1 to max by reading out loud: word + its number.

The students then put in the right number in the box next to the word they think they heard.

This exercise is to test whether the students recognize the words after hearing the words pronounced.

Raft ... 1

Cliff ... 2

....

Suddenly ... 12

A	
Cliff	2
Protect	
Raft	1
Decide	
Tight	
Suddenly	12
Figure	

Start numbering with the easiest words and leave the most difficult words to the last. Repeat each word+number at least 3 times with enough pause.

Once each column is done, go back and repeat the column more quickly one more time to give them a chance to check answers.